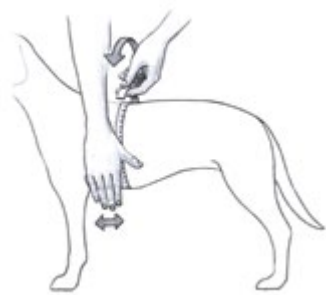


Why is a harness a better choice than a collar?

The IDC Powerharness is guaranteed to prevent harmful pressure on your dog's neck. Thanks to a major development of the IDC Powerharness the chest strap forwards the power lines of the leash with almost no breakage.

Proper sizing of harnesses

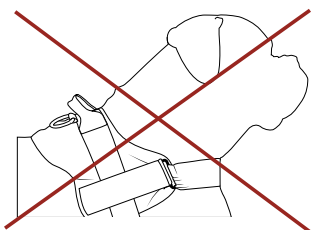


Proper sizing is indispensable for choosing the right size dog harness. The girth of the dog is measured behind the front legs, approx. four fingers away from them, where the belly strap would be.

The choice of the proper size of the harness is inevitable for a safe and comfortable use.

Attention! In case of incorrect size choice and/or incorrect adjustment and/or incorrect leash/lead usage, the dog is able to escape from the harness or collar. For possible consequences Julius-K9 cannot assume any responsibility.

Incorrect size choice



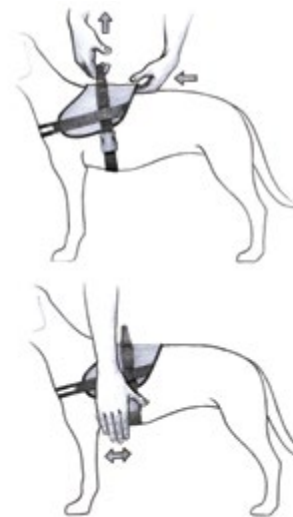
An incorrect size choice has several consequences. The chest strap will choke on the dogs neck and will not distribute the pressure on the chest.



IDC® harness: correct and incorrect size choice. The harness fits properly if the dog has enough free space on the shoulder area. The legs must remain easily movable.

Attaching the dog harness

When attaching the dog harness, special care must be given to the proper adjustment of the chest strap and the belly strap. If the straps are left too loose, the dog can even wriggle backwards out of it. While a belly strap that is adjusted too tight is "only" extremely uncomfortable for the dog, the buckle of a chest strap that is adjusted too tight is under the armpits of the dog, and painfully rubs the skin.



When adjusting the straps, two things should be kept in mind:

1. The belly strap is adjusted properly if you can slide four fingers under the harness on the back of the dog.
2. The chest strap should be adjusted in such a way that you can fit four fingers comfortably between the front legs of the dog and the belly strap (for sizes Baby1 and Baby2 it is enough to leave a two-finger distance).



Handle lock fixing options

The new handle fixing option of the IDC-harness allows 4 different variations. You can fix only the steel ring, only the handle, both of them or none of them. With these you can minimize the dog's chance of being blocked. It's really important especially for hunting dogs, search- and rescue dogs.



What is the solution if your dog can escape from the harness?



If the dog is going backwards and tries to pull himself out of the harness or the collar, or tries to pull his head out, never pull on the leash.